

Outline of the National Institutes for Cultural Heritage

The Independent Administrative Institution (IAI), National Institutes for Cultural Heritage, was formed in April 2007 through the merging of the IAI National Museums (Tokyo National Museum, Kyoto National Museum, Nara National Museum, and Kyushu National Museum) and the IAI National Research Institutes for Cultural Properties (Tokyo National Research Institute for Cultural Properties and Nara National Research Institute for Cultural Properties), all of which share the same mission: the conservation and utilization of cultural properties. With the addition of the International Research Centre for Intangible Cultural Heritage in the Asia-Pacific Region, which was established in October 2011, the National Institutes for Cultural Heritage now comprise a total of seven separate institutions. Furthermore, the National Center for the Promotion of Cultural Properties and the Cultural Heritage Disaster Risk Management Center (established within the NICH headquarters) carry out their respective tasks in close cooperation with each institution.

Japan's cultural properties are the precious assets of the Japanese people. In order to preserve and utilize these properties more effectively and efficiently under unified management, each of the seven existing institutions plays the following roles:

Tokyo National Museum

As Japan's foremost museum in the humanities field, Tokyo National Museum collects, preserves, manages, and displays cultural properties from across Japan and other Asian regions, while also conducting research and providing educational programs.

Kyoto National Museum

The Kyoto National Museum collects, preserves, manages, and exhibits cultural properties, while also conducting research and providing educational programs. The focus is on works from the Heian period to the Edo period, a time when Kyoto was the capital of Japan.

Nara National Museum

Nara National Museum collects, preserves, manages, and displays cultural properties, while also conducting research and providing educational programming. The focus is Buddhist art and the cultural properties of Nara.

Kyushu National Museum

Kyushu National Museum engages in the collection, preservation, exhibition, and research of cultural properties, as well as educational outreach, with a focus on Japan's history of cultural exchange with Asia.

Tokyo National Research Institute for Cultural Properties

Tokyo National Research Institute for Cultural Properties conducts research on Japanese cultural properties, utilizing a variety of methods. In addition to publicizing and utilizing the results of this research, as a national center for international cooperation, the institute also facilitates global research into the protection of cultural heritage.

Nara National Research Institute for Cultural Properties

In order to preserve and utilize cultural properties, the Institute conducts coordinated and comprehensive surveys across a variety of fields (including archeology, history, architecture, gardens, and conservation) at various sites, including the Nara Palace and Asuka/Fujiwara sites, the great temples of Nara, and other ancient shrines and temples. At the same time, the Institute cooperates and advises on the conservation and utilization of both domestic and overseas cultural properties.

International Research Centre for Intangible Cultural Heritage in the Asia-Pacific Region

This institution promotes research that contributes to safeguarding intangible cultural heritage (ICH) in the Asia-Pacific region, and also collects and disseminates information relating to international trends in the safeguarding of ICH.



TOKYO NATIONAL MUSEUM



13-9 Ueno Park,
Taito-ku, Tokyo, 110-8712
Phone: +81-3-3822-1111
<https://www.tnm.jp/>

Visitor Information

Hours : 9:30-17:00

※Last entry is 30 minutes before closing

Closed : Mondays (if Monday is a national holiday, the Museum will be open on Monday and closed on Tuesday). The Museum will also be closed during the year-end and New Year holiday (December 26-January 1) and on February 7. However, the Museum will be open on May 2, August 15, January 3 and March 27.

※Please note that opening days and hours are subject to change

Access



● Train

10 minute walk from the Park Exit of JR Ueno Station or from the South Exit of JR Uguisudani Station. 15 minute walk from Ueno Station or Nezu Station (Tokyo Metro), or from Keisei Ueno Station (Keisei Electric Railway Keisei Line).

Admission: Adults: 1,000 yen

University students: 500 yen

※An additional charge is required for special exhibitions

※Any person with disabilities and one accompanying caregiver are admitted free

※Persons over 70 or under 18 are admitted free to regular exhibitions

※Admission to regular exhibitions is free on International Museum Day (May 18 or the following day if May 18 falls on a Monday), Respect for the Aged Day (the third Monday of September), and Culture Day (November 3).

※To celebrate TNM's 150th anniversary, entry to Regular Exhibitions will be free of charge from July 20-July 24, 2022.



KYOTO NATIONAL MUSEUM



527 Chaya-cho, Higashiyama-ku, Kyoto
605-0931 Japan
Phone: +81-75-541-1151
(Main switchboard)
<https://www.kyohaku.go.jp/>

Visitor Information

Hours: 9:30-17:00

※Museum hours may change during Special Exhibition periods, etc.

※Last entry is 30 minutes before closing

Closed: Mondays (If Monday is a national holiday, the Museum will be open on Monday and closed on Tuesday). However, the Museum will be open on January 2 and during the year-end and New Year holiday (December 26-January 1)

※The Collection Galleries may be closed during Special Exhibitions or while Special Exhibitions are being installed or deinstalled.

※Additionally, the Museum may be closed temporarily.

Admission: Adults: 700 yen

University students: 350 yen

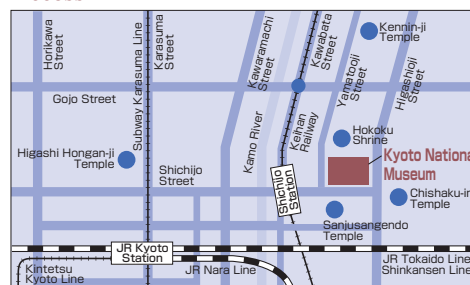
※A separate admission charge applies during periods when only Special Exhibitions, the Collection Galleries, and the Museum Gardens are open to visitors.

※Any person with disabilities and one accompanying caregiver are admitted free

※Persons over 70 or under 18 are admitted free to the Collection Galleries

※Please note that opening days and hours are subject to change

Access



Transportation:

●Bus

At Kyoto Station, take City Bus from bus platform D2. Get off at the Hakubutsukan Sanjusangendo-mae bus stop in front of the Museum.

●Train

Kintetsu Railway: Get off at Kintetsu Tanabashi Station and transfer to the Keihan Railway. From Keihan Tanabashi Station take a Demachi-yanaagi-bound train to Shichijo Station. Walk eastward along Shichijo (Nanajo) Street for about 7 minutes to the Museum.

Keihan Railway: Get off at Shichijo Station. Walk eastward along Shichijo (Nanajo) Street for about 7 minutes to the Museum.

Hankyu Railway: Get off at Kyoto Kawaramachi Station. Walk eastward over the bridge to the Keihan Railway Gion Shijo Station. Take an Osaka-bound Keihan train to Shichijo Station. Walk eastward along Shichijo (Nanajo) Street for about 7 minutes to the Museum.



NARA NATIONAL MUSEUM



50 Noborioji-cho, Nara City
Nara Prefecture 630-8213
Phone: +81-742-22-7771
(Main switchboard)
<https://www.narahaku.go.jp/>

Visitor Information

Hours: 9:30-17:00

※On Saturdays (excluding the year-end and New Year holiday period). Permanent Collection exhibitions and feature exhibitions are open until 20:00

※Opening hours are occasionally extended during special seasonal events in the Nara area

※Opening hours for special exhibitions and joint exhibitions vary by exhibition

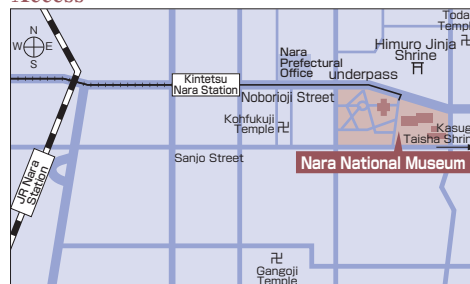
※Last entry is 30 minutes before closing

Closed: Mondays (if Monday is a national holiday, the museum will be open on Monday and closed on Tuesday) and during the year-end and New Year holiday (December 28-January 1)

※The Museum may also be closed on other days due to special circumstances

※Please note that opening days and hours are subject to change

Access



●Train

Kintetsu Line: 15 minutes from Kintetsu Nara Station.

●Bus

Take the Nara City Loop Line from JR or Kintetsu Nara Station to the Himuro Jinja/Kokuritsu Hakubutsukan bus stop.

Admission: Adults: 700 yen

University students: 350 yen

※An additional charge is required for special exhibitions

※Any person with disabilities and one accompanying caregiver are admitted free

※Persons over 70 or under 18 are admitted free to the Permanent Collection exhibitions

※Free admission to the Permanent Collection exhibitions on International Museum Day (May 18, or the following day if May 18 falls on a Monday), Kansai Culture Day, the day of the Owatari-Shiki procession in the On-Matsuri Festival, and on Setsubun (February 3)



KYUSHU NATIONAL MUSEUM



4-7-2 Ishizaka, Dazaifu, Fukuoka
Japan 818-0118
Phone: +81-092-918-2807
<https://www.kyuhaku.jp/en>

Visitor Information

Opening hours: 9:30-17:00

※Kyuuhaku after Five—extended opening hours until 20:00 on Fridays and Saturdays

※Last admission 30 minutes before closing time

Closed: Mondays (except public holidays, in which case the following working day), end-of-year holidays (24-31 Dec 2022)

Admission fees: 700 yen (adults), 350 yen (university students)

※Admission fees for Special Exhibitions are charged separately

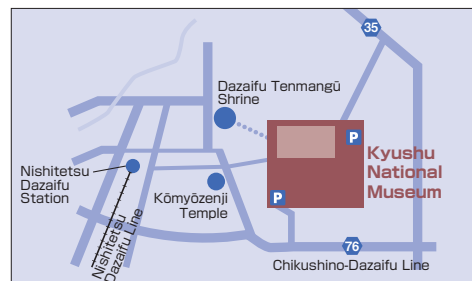
※Free admission for individuals with disability documentation, and up to one accompanying person

※Free admission to the permanent Cultural Exchange Exhibition for visitors aged 70 and above, students of high school level or lower, and visitors under the age of 18

※Admission to the permanent Cultural Exchange Exhibition is free-of-charge to all visitors on International Museum Day (18 May, or the following working day if 18 May falls on a Monday) and Respect for the Elderly Day

*Please note that opening hours and days may change due to unforeseen circumstances.

Access



●By train

From Nishitetsu Fukuoka (Tenjin) Station, take the Nishitetsu Tenjin Ōmura line to Nishitetsu Futsukaichi Station (about 16 minutes by Limited Express train and about 18 minutes by Express train). Change to the Nishitetsu Dazaifu line and get off at Nishitetsu Dazaifu Station (about 5 minutes). The museum is about 10 minutes on foot from the station.

*No additional charge is required for boarding the Limited Express or Express trains.

From JR Hakata Station, take the Kagoshima Main Line to JR Futsukaichi Station (about 15 minutes by Express train). Disembark and walk (about 12 minutes) or take a bus (about 6 minutes) to Nishitetsu Futsukaichi Station. Take the Nishitetsu Dazaifu line to the museum as explained above.

●By car

Kyushu Expressway: About 20 minutes from either the Dazaifu Interchange or the Chikushino Interchange via the Takao Intersection.

Fukuoka Urban Expressway: About 20 minutes from the Mizuki exit via the Takao Intersection.

●By taxi


About 15 minutes from JR Futsukaichi Station. About 30 minutes from Fukuoka Airport.

●By bus

At Hakata Bus Terminal, head for bus stop no. 11 on the first floor and take the bus bound for Dazaifu. Disembark at Nishitetsu Dazaifu Station (about 40 minutes' ride). The museum is about 10 minutes on foot from the station.



TOKYO NATIONAL RESEARCH INSTITUTE FOR CULTURAL PROPERTIES



13-43 Ueno Park, Taito-ku, Tokyo, 110-8713
Phone: +81-3-3823-2241
<https://www.tobunken.go.jp/>

Access



●Train

JR Line 10 minute walk from the South Exit of Uguisudani Station, or 15 minute walk from the Park Exit of Ueno Station.

Tokyo Metro Ginza or Hibiya Line 20 minute walk from Ueno Station.

Tokyo Metro Chiyoda Line 20 minute walk from Nezu Station.

Keisei Line 20 minute walk from Keisei Ueno Station.



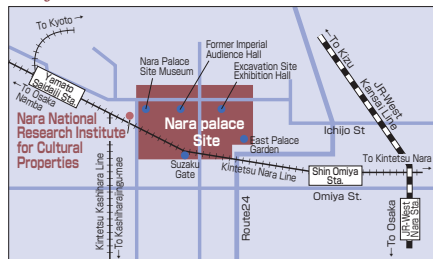
NARA NATIONAL RESEARCH INSTITUTE FOR CULTURAL PROPERTIES



2-9-1 Nijo-cho, Nara City, Nara Prefecture 630-8577
Phone: +81-742-30-6733
<https://www.nabunken.go.jp/>

Access

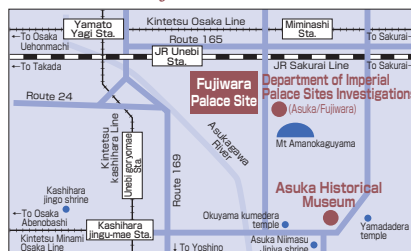
Heijo Area



The Institute and the Nara Palace Site Museum

- Train
Kintetsu Line: 10 minutes from the North Exit of Yamato Saidaiji Station.
- Bus
From JR and Kintetsu Nara Stations, take the Nara Kotsu Bus and get off at the Nijocho bus stop.

Asuka and Fujiwara Area



Department of Imperial Palace Sites Investigations (Asuka/Fujiwara)

- Taxi
20 minutes from Kintetsu Yamato Yagi Station.
- The Asuka Historical Museum
- Taxi
20 minutes from Kintetsu Kashiwara Jingu Mae Station.
- Bus
From either Kintetsu Kashiwara Jingu Mae Station or Kintetsu Asuka Station, take the Kame Bus and get off at the Asuka Okuyama Asuka Historical Museum West bus stop.
From JR/Kintetsu Sakurai Station, take the Nara Kotsu Bus and get off at the Asuka Historical Museum bus stop.

Visitor Information

● Nara Palace Site Museum

Hours: 9:00-16:30 (free admission; last entry at 16:00)
Closed: Mondays (if Monday is a national holiday, the Museum will be open on Monday and closed on Tuesday) and during the year-end and New Year holiday (December 29-January 3)
Phone: +81-742-30-6753 (Collaboration Promotion Division)

● Exhibition Room of the Fujiwara Palace Site

Hours: 9:00-16:30 (free admission)
Closed: During the year-end and New Year holiday (December 29-January 3) and during exhibition renewal periods
Phone: +81-744-24-1122 (Department of Imperial Palace Sites Investigations for Asuka and Fujiwara)

● Asuka Historical Museum

Hours: 9:00-16:30 (last entry at 16:00)
Closed: Mondays (If Monday is a national holiday, the Museum will be open on Monday and closed on Tuesday) and during the year-end and New Year holiday (December 26-January 3)
Admission: Adults: 350 yen
University students: 200 yen
*An additional charge may be required for special exhibitions
*Any person with disabilities and one accompanying caregiver are admitted free
*Persons over 70 or under 18 are admitted free
Phone: +81-744-54-3561 (Asuka Historical Museum)

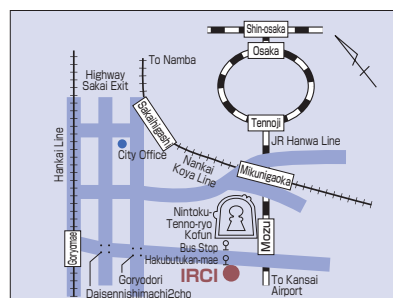


INTERNATIONAL RESEARCH CENTRE FOR INTANGIBLE CULTURAL HERITAGE IN THE ASIA-PACIFIC REGION (IRCI)



Sakai City Museum, 2 cho Mozusekiun-cho, Sakai-ku, Sakai City, Osaka 590-0802
Phone: +81-72-275-8050
<https://www.irci.jp>

Access



- Train
JR Hanwa Line: 6 minutes from Mozu Station.
- Bus
Nankai Bus: 4 minutes from the Sakaishi Hakubutsukanmae bus stop.