

Outline of the National Institutes for Cultural Heritage

The Independent Administrative Institution (IAI), National Institutes for Cultural Heritage, was formed in April 2007 through the merging of the IAI National Museums (Tokyo National Museum, Kyoto National Museum, Nara National Museum, and Kyushu National Museum) and the IAI National Research Institutes for Cultural Properties (Tokyo National Research Institute for Cultural Properties and Nara National Research Institute for Cultural Properties), all of which share the same mission: the conservation and utilization of cultural properties. With the addition of the International Research Centre for Intangible Cultural Heritage in the Asia-Pacific Region, which was established in October 2011, the National Institutes for Cultural Heritage now comprise a total of seven separate institutions.

Japan's cultural properties are the precious assets of the Japanese people. In order to preserve and utilize these properties more effectively and efficiently under unified management, each of the seven existing institutions plays the following roles:

Tokyo National Museum

As Japan's foremost museum in the humanities field, Tokyo National Museum collects, preserves, manages, and displays cultural properties from across Japan and other Asian regions, while also conducting research and providing educational programs.

Kyoto National Museum

Kyoto National Museum collects, preserves, manages, and displays cultural properties, while also conducting research and providing educational programs. The focus is on works from the Heian period to the Edo period, a time when Kyoto was the capital of Japan.

Nara National Museum

Nara National Museum collects, preserves, manages, and displays cultural properties, while also conducting research and providing education programs. The focus is Buddhist art and the cultural properties of Nara.

Kyushu National Museum

Kyushu National Museum collects, preserves, manages, and displays cultural properties, while also conducting research and providing educational programs. The focus is on cultural assets related to Japan's cultural exchanges with other Asian regions.

Tokyo National Research Institute for Cultural Properties

Tokyo National Research Institute for Cultural Properties conducts research on Japanese cultural properties, utilizing a variety of methods. In addition to publicizing and utilizing the results of this research, as an international center for cooperation, the institute also facilitates global research into the protection of cultural properties.

Nara National Institute for Cultural Properties

Located near the Nara Palace site, Nara National Research Institute for Cultural Properties conducts excavation and research projects related to the conservation and utilization of cultural heritage such as sites, buildings, and gardens, as well as cultural properties, preserved at major temples and shrines in the Nara and Kinki regions. The Institute also provides advice and cooperation for research projects conducted across Japan.

International Research Centre for Intangible Cultural Heritage in the Asia-Pacific Region

This institution promotes research that contributes to safeguarding intangible cultural heritage (ICH) in the Asia-Pacific region, and also collects and disseminates information relating to international trends in the safeguarding of ICH.



Tokyo National Museum



13-9 Ueno Park,
Taito-ku, Tokyo, 110-8712
Phone: +81-3-3822-1111
<https://www.tnm.jp/>

Visitor Information

Hours : 9:30-17:00

- ※Open until 21:00 on Fridays, Saturdays, November 3-4
- ※Open until 22:00 on September 20-21
- ※Last entry is 30 minutes before closing

Closed : Mondays (if Monday is a national holiday, the Museum will be open on Monday and closed on Tuesday). However, the Museum will be open on August 13 (Tue), October 15 (Tue), and March 30, 2020 (Mon).

During the year-end and New Year holiday (December 26-January 1)
June 11

- ※Please note that opening days and hours are subject to change due to special exhibitions and events

Access



- Train
10 minute walk from the Park Exit of JR Ueno Station or from the South Exit of JR Uguisudani Station. 15 minute walk from Ueno Station or Nezu Station (Tokyo Metro), or from Keisei Ueno Station (Keisei Electric Railway Keisei Line).

- Admission: Adults: 620 (520) yen
University students: 410 (310) yen
※() indicates prices for paying visitors in groups of 20 or more
※An additional charge is required for special exhibitions
※Any person with disabilities and one accompanying caregiver are admitted free
※Persons over 70 or under 18 are admitted free to regular exhibitions
※Admission to regular exhibitions is free on International Museum Day (May 18 or the following day if May 18 falls on a Monday), on Respect for the Aged Day (the third Monday of September).



Kyoto National Museum



527 Chaya-cho, Higashiyama-ku, Kyoto
605-0931 Japan
Phone: +81-75-541-1151
(Main switchboard)
<https://www.kyohaku.go.jp/>

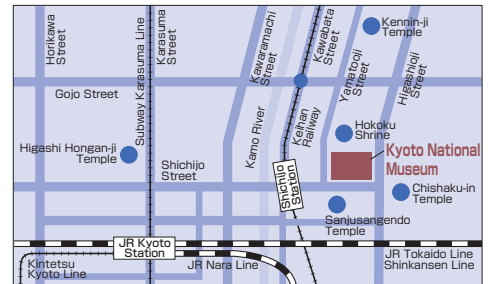
Visitor Information

Hours: Collection Galleries: 9:30-17:00
Special Exhibitions: 9:30-18:00
*Open until 20:00 on Fridays and Saturdays (Collection Galleries are open until 21:00 on Fridays and Saturdays in July, August, and September) Closes at 17:00 on Saturday September 7.
*The Gardens are open 9:30-17:00
*Last entry is 30 minutes before closing

Closed: Mondays (if Monday is a national holiday, the Museum will be open on Monday and closed on Tuesday)
April 12
October 11
During the year-end and New Year holiday (December 24-January 1)
The Collection Galleries may be closed while special exhibitions are being prepared or dismantled
*Open on April 29-May 6, September 1-8.

Admission: Adults: 520 (410) yen
University students: 260 (210) yen
*() indicates prices for paying visitors in groups of 20 or more
*A separate admission charge applies during periods when only Feature Exhibitions and the Museum Gardens are open to visitors.
*Any person with disabilities and one accompanying caregiver are admitted free
*Persons over 70 or under 18 are admitted free to the Collection Galleries

Access



Transportation:

●Bus

At Kyoto Station, take City Bus #100 from bus platform D1 or City Bus #206 or #208 from bus platform D2. Get off at the Hakubutsukan Sanjusangendo-mae bus stop in front of the Museum.

●Train

Kintetsu Railway: Get off at Tanbashi Station and transfer to the Keihan Railway. From Keihan Tanbashi Station take a Demachi-yanagi-bound train to Shichijo Station. Walk eastward along Shichijo (Nanajo) Street for about 7 minutes to the Museum.

Keihan Railway: Get off at Shichijo Station. Walk eastward along Shichijo (Nanajo) Street for about 7 minutes to the Museum.

Hankyu Railway: Get off at Kawaramachi Station. Walk eastward over the bridge to the Keihan Railway Gion Shijo Station. Take an Osaka-bound Keihan train to Shichijo Station. Walk eastward along Shichijo (Nanajo) Street for about 7 minutes to the Museum.

Parking: The museum has limited parking at an hourly rate. Please use public transportation whenever possible.



Nara National Museum



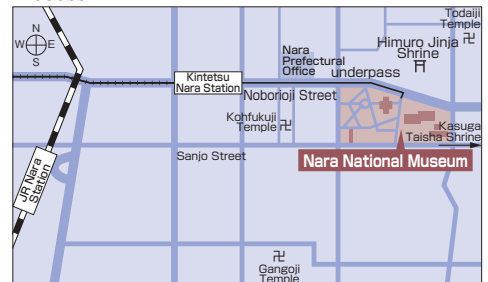
50 Naborioji-cho, Nara City
Nara Prefecture 630-8213
Phone: +81-742-22-7771
(Main switchboard)
<https://www.narahaku.go.jp/>

Visitor Information

Hours: 9:30-17:00
*On Fridays and Saturdays (excluding the year-end and New Year holiday period) Permanent Collection exhibitions and feature exhibitions are open until 20:00
*Opening hours are occasionally extended during special seasonal events in the Nara area
*Opening hours for special exhibitions and joint exhibitions vary by exhibition
*Last entry is 30 minutes before closing

Closed: Mondays (if Monday is a national holiday, the Museum will be open on Monday and closed on Tuesday) and January 1
*The Museum may also be closed on other days due to special circumstances

Access



●Train

Kintetsu Line: 15 minutes from Kintetsu Nara Station.

●Bus

Take the Shinai Junkan from JR or Kintetsu Nara Station to the Himuro Jinja/Kokuritsu Hakubutsukan bus stop.

Admission: Adults: 520 (410) yen

University students: 260 (210) yen

*() indicates group prices for paying visitors in groups of 20 or more

*An additional charge is required for special exhibitions

*Any person with disabilities and one accompanying caregiver are admitted free


*Persons over 70 or under 18 are admitted free to the Permanent Collection exhibitions

*Free admission to the Permanent Collection exhibitions on International Museum Day (May 18, or the following day if May 18 falls on a Monday), Kansai Culture Day, Owatari-shiki Parade Day of the On-matsuri Festival, and Setsubun (February 3).

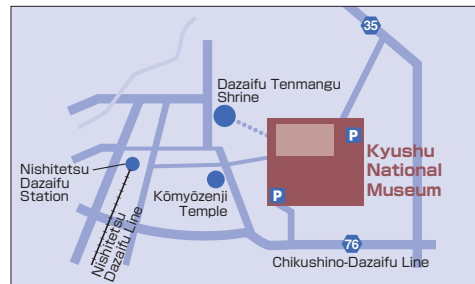


Kyushu National Museum

Access



4-7-2, Ishizaka, Dazaifu City, Fukuoka Prefecture, 818-0118
 Phone: +81-92-918-2807
 (Main switchboard)
<https://www.kyuhaku.jp>



Visitor Information

Hours: 9:30-17:00

- ※ Open until 20:00 on Fridays and Saturdays
- ※ Last entry is 30 minutes before closing

Closed: Mondays (if Monday is a national holiday, the Museum will be open on Monday and closed on Tuesday) and during the year-end holiday (December 24-31)

Admission: Adults: 430 (220) yen

University students: 130 (70) yen

- ※ () indicates prices for paying visitors in groups of 20 or more
- ※ An additional charge is required for special exhibitions
- ※ Persons over 70 or under 18 are admitted free to the Cultural Exchange Exhibition (permanent exhibition)
- ※ Free admission to the Cultural Exchange Exhibition on Children's Day (May 5), International Museum Day (May 18, or the following day if May 18 falls on a Monday), and Respect for the Aged Day (the third Monday of September)

● Train

Nishitetsu Rail Line: From Nishitetsu Fukuoka (Tenjin) Station, take the Nishitetsu Tenjin Omuta Line to Nishitetsu Futsukaichi Station (about 16 minutes on the Limited Express, 18 minutes on an Express train), and transfer to the Nishitetsu Dazaifu Line (about 5 minutes), and get off at Nishitetsu Dazaifu Station. About a 10 minute walk from Nishitetsu Dazaifu Station.

*No extra charge is required for taking the Limited Express or an Express train.

JR Line: From JR Hakata Station, take the JR Kagoshima Chuo Line (about 15 minutes on the Rapid train) and get off at JR Futsukaichi Station. Transfer to Nishitetsu Futsukaichi Station on foot (12 minutes) or by bus (5 minutes). Take the Nishitetsu Dazaifu Line and get off at Nishitetsu Dazaifu Station. The Museum is a 10 minute walk from the Station.

● Car

On the Kyushu Expressway, about a 20 minute drive from either Dazaifu I.C. or Chikushino I.C. via Takao Intersection. On the Fukuoka Urban Expressway, about a 20 minute drive from Mizuki exit via Takao Intersection.

● Taxi

About 15 minutes from JR Futsukaichi Station, or 30 minutes from Fukuoka Airport.

● Nishitetsu Bus

From the Hakata Bus Terminal (bus stop no. 11), take the bus to Dazaifu and get off at Nishitetsu Dazaifu Station (the bus ride is about 40 minutes). The Museum is a 10 minute walk from the Station.



Tokyo National Research Institute for Cultural Properties



13-43 Ueno Park, Taito-ku, Tokyo, 110-8713
 Phone: +81-3-3823-2241
<https://www.tobunken.go.jp/>

Access



● Train

JR Line: 10 minute walk from the South Exit of Uguisudani Station, or 15 minute walk from the Park Exit of Ueno Station.

Yamanote Line: 20 minute walk from Ueno Station.

Chiyoda Tokyo Metro Line: 20 minute walk from Nezu Station.

Keisei Line: 20 minute walk from Keisei Ueno Station.



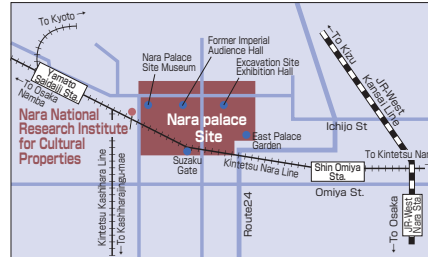
Nara National Research Institute for Cultural Properties



Temporary building (in use until the end of September 2018):
247-1 Saki-cho, Nara City, Nara Prefecture 630-8577
New administration building (in use starting from October 2018):
2-9-1 Nijo-cho, Nara City, Nara Prefecture 630-8577
Phone: +81-742-30-6733
<https://www.nabunken.go.jp/>

Access

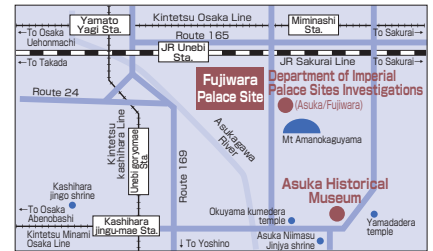
Nara Area



The Institute and the Nara Palace Site Museum

- Train
Kintetsu Line: 10 minutes from the North Exit of Yamato Saidaiji Station.
- Bus
From JR and Kintetsu Nara Stations, take the Nara Kotsu Bus and get off at the Nijocho bus stop.

Asuka and Fujiwara Area



Department of Imperial Palace Sites Investigations (Asuka/Fujiwara)

- Taxi
20 minutes from Kintetsu Yamato Yagi Station.

The Asuka Historical Museum

- Taxi
20 minutes from Kintetsu Kashiwara Jingu Mae Station.
- Bus
From either Kintetsu Kashiwara Jingu Mae Station or Kintetsu Asuka Station, take the Kame Bus and get off at the Asuka Okuyama Asuka Historical Museum West bus stop.
From JR/Kintetsu Sakurai Station, take the Nara Kotsu Bus and get off at the Asuka Historical Museum bus stop.

Visitor Information

● Nara Palace Site Museum

Hours: 9:00-16:30 (free admission; last entry at 16:00)
Closed: Mondays (if Monday is a national holiday, the Museum will be open on Monday and closed on Tuesday) and during the year-end and New Year holiday (December 29-January 3)
Note: Free guided tours by volunteers are available
Phone: +81-742-30-6753 (Collaboration Promotion Division)

● Exhibition Room of the Fujiwara Palace Site

Hours: 9:00-16:30 (free admission)
Closed: During the year-end and New Year holiday (December 29-January 3) and during exhibition renewal periods
Phone: +81-744-24-1122 (Department of Imperial Palace Sites Investigations for Asuka and Fujiwara)

● Asuka Historical Museum

Hours: 9:00-16:30 (last entry at 16:00)
Closed: Mondays (if Monday is a national holiday, the Museum will be open on Monday and closed on Tuesday) and during the year-end and New Year holiday (December 26-January 3)
Admission: Adults: 270 (170) yen
University students: 130 (60) yen
※ () indicates prices for paying visitors in groups of 20 or more (if some members of the group are entitled to free admission, the reduced group charge will still apply to the other members of the group)
※ An additional charge may be required for special exhibitions
※ Any person with disabilities and one accompanying caregiver are admitted free
※ Persons over 65 or under 18 are admitted free
Note: Guides are available (free of charge; reservations required)
Phone: +81-744-54-3561 (Asuka Historical Museum)

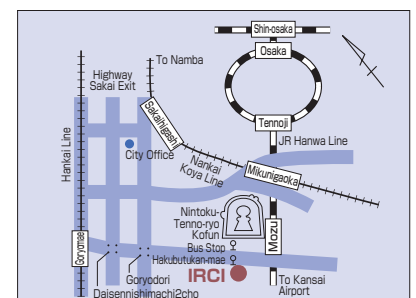


International Research Centre for Intangible Cultural Heritage in the Asia-Pacific Region (IRCI)



Sakai City Museum, 2 cho Mozusekiun-cho, Sakai-ku, Sakai City, Osaka 590-0802
Phone: +81-72-275-8050
<https://www.irci.jp>

Access



- Train
JR Hanwa Line: 6 minutes from Mozu Station.
- Bus
Nankai Bus: 4 minutes from the Sakaishi Hakubutsukanmae bus stop.