

Outline of the National Institutes for Cultural Heritage

The Independent Administrative Institution (IAI), National Institutes for Cultural Heritage, was formed in April 2007 through the merging of the IAI National Museums (Tokyo National Museum, Kyoto National Museum, Nara National Museum, and Kyushu National Museum) and the IAI National Research Institutes for Cultural Properties (National Research Institute for Cultural Properties, Tokyo, and Nara National Research Institute for Cultural Properties), all of which share the same mission: the conservation and utilization of cultural properties. With the addition of the International Research Centre for Intangible Cultural Heritage in the Asia-Pacific Region, which was established in October 2011, the National Institutes for Cultural Heritage now comprise a total of seven individual institutions.

Japan's cultural properties are the precious assets of the Japanese people. In order to preserve and utilize these properties more effectively and efficiently under unified management, each of the seven existing institutions plays the following roles:

Tokyo National Museum

As Japan's foremost museum in the humanities field, Tokyo National Museum collects, preserves, manages, and displays cultural properties from across Japan and other Asian regions, while also conducting research and providing educational programs.

Kyoto National Museum

Kyoto National Museum collects, preserves, manages, and displays cultural properties, while also conducting research and providing educational programs. The focus is on works from the Heian period to the Edo period, a time when Kyoto was the capital of Japan.

Nara National Museum

Nara National Museum collects, preserves, manages, and displays Cultural while also conducting research and providing education programs. The focus is Buddhist art and the cultural properties of Nara

Kyushu National Museum

Kyushu National Museum collects, preserves, manages, and displays cultural properties, while also conducting research and providing educational programs. The focus is on cultural assets related to Japan's cultural exchanges with other Asian regions.

National Research Institute for Cultural Properties, Tokyo

National Research Institute for Cultural Properties, Tokyo, conducts research on Japanese cultural properties, utilizing a variety of methods. In addition to publicizing and utilizing the results of this research, as an International Center for cooperation, the institute also facilitates global research into the protection of cultural properties.

Nara National Institute for Cultural Properties

Located near the Nara Palace site, Nara National Research Institute for Cultural Properties conducts excavation and research projects related to the conservation and utilization of Cultural heritage such as sites, buildings and gardens, as well as cultural properties, preserved at major temples and shrines in the Nara and Kinki regions. The institute also provides advice and cooperates for research projects conducted across Japan.

International Research Centre for Intangible Cultural Heritage in the Asia-Pacific Region

This institution facilitates research for safeguarding endangered intangible cultural heritage (ICH) in the Asia-Pacific region, and collects and disseminates information relating to international trends in the safeguarding of ICH.



Tokyo National Museum



13-9 Ueno Park, Taito-ku, Tokyo, 110-8712

Phone: +81-3-3822-1111

<http://www.tnm.jp/>

Access



10 min. walk from the Ueno Park Exit of JR Ueno Station or from the South Exit of JR Uguisudani Station
15 min. walk from Ueno Station or Nezu Station (Tokyo Metro), or from Keisei Ueno Station (Keisei Electric Railway Keisei Line)

Visitor Information

Hours: 9:30-17:00 (Last entry 30 min. before closing)

Fridays during Special Exhibitions (Apr.-Dec.) and Wednesdays in July and August: open until 20:00

Weekends and holidays (Apr.-Sept.): open until 18:00

Closed: Mondays (if Monday is a national holiday, the museum will be open on that Monday and closed on the following Tuesday)

Dec. 24-Jan. 1 for year-end holidays

Opening hours and the days on which the Museum is closed are subject to change due to Special Exhibitions and events.

Admission: Adults: 620 (520) yen

University Students: 410 (310) yen

※() indicate prices for those in groups of 20 or more.

※Additional charge is required for special exhibitions

※Persons with disabilities and one accompanying person are admitted free.

※Persons over 70 and under 18 are admitted free to regular exhibitions.

※Admission to regular exhibitions is free on International Museum Day (May 18 or the following day if it falls on a Monday) and the Respect for the Aged Day (the third Monday of September).



Kyoto National Museum

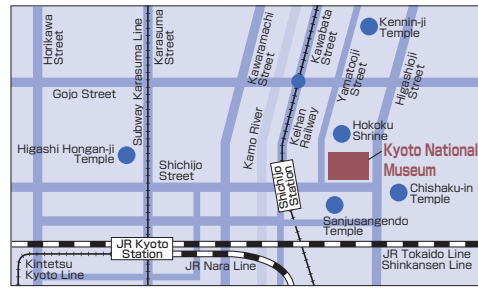


527 Chaya-cho, Higashiyama-ku, Kyoto
605-0931 Japan
Phone: +81-75-541-1151
<http://www.kyohaku.go.jp/>

Visitor Information

Hours: 9:30-17:00
Special Exhibition Hours: 9:30-18:00, extended to 20:00 on Fridays
(Admission ends 30 minutes before closing)
Closed: Mondays (when Monday is a national holiday, the museum remains open on Monday and closes the following Tuesday);
During the year-end and New Year holiday period in late December and early January.
On Friday, October 14 (2016).

Access



Transportation
By JR or Subway
Get off at Kyoto Station. From bus platform D1 take City Bus #100 or from bus platform D2, take City Bus #206 or #208. Get off at "Hakubutsukan Sanjusangendo-mae" bus stop, in front of the museum.
By Keihan Railway
Get off at Shichijo Station. Walk east along Shichijo (Nanaajo) Street for about seven minutes to the museum.
By Kintetsu Railway
Get off at Tanabashi Station and transfer to Keihan Railway. From Keihan Tanabashi Station take a Demachiyang-bound train to Shichijo Station. Walk east along Shichijo (Nanaajo) Street for about seven minutes to the museum.
By Hankyu Railway
Get off at Kawaramachi Station. Walk east over the bridge to the Keihan Railway Gion Shijo Station. Take an Osaka-bound Keihan train to Shichijo Station. Walk east along Shichijo (Nanaajo) Street for about seven minutes to the museum.
Parking
The museum has limited parking at an hourly rate. Please use public transportation whenever possible.

Admission: Admission: General: 520 (410) yen
University students: 260 (210) yen
*Prices in parentheses are for groups of 20 or more
*Free admission for seniors (70 and older) and children (under 17 or high school students)
*Free admission (to all exhibitions) for disabled pass holders and one assistant
*An additional charge is required for special exhibitions
*Different admission prices will apply during the periods when the Heisei Chishinkan Wing is closed.



Nara National Museum

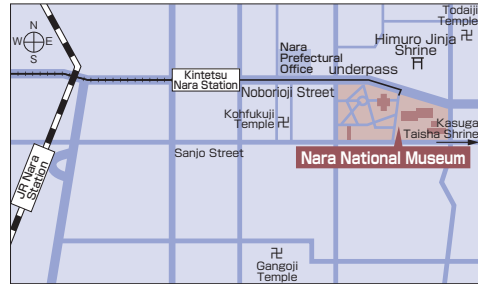


50 Noborioji-cho, Nara City
Nara Prefecture 630-8213
Phone: +81-742-22-7771
<http://www.narahaku.go.jp/>

Visitor Information

The Nara Buddhist Sculpture Hall reopened on April 29, 2016 following the completion of the renovation work.
Hours: 9:30-17:00 (Last admission is 30 minutes before closing)
*Open 9:00-18:00 during the Shoso-in Treasures exhibition period
Open 9:30-18:00: July 23-September 19 and March 1-11, 13, 14
*Open 9:30-19:00: Fridays from the last Friday in April to the last Friday in October;
Fridays, Saturdays, Sundays, and National Holidays during the Shoso-in Treasures exhibition period;
August 5-15, December 17, the fourth Saturday of January, February 3, and March 12
*Open 9:30-20:30 during the Nararurie event period (February 8-14)
Closed: Mondays (except when National Holidays fall on Mondays, in which case the museum is open on the holiday and closed the day after the holidays), New Year's Day (January 1)

Access




(Kintetsu Line) 15 min. from Kintetsu Nara Station
(City Loop Bus) "Shinai Junkan" from JR or Kintetsu Nara Station to "Himuro Jinja / Kokuritsu Hakubutsukan" bus stop

Admissions: Adults: 520 (410) yen
University Students: 260 (210) yen
*() indicates prices for those in groups of 20 or more
*An additional charge is required for special exhibitions
*Free admission (to all exhibitions) for disabled pass holders and one assistant
*Free admission (to masterpiece exhibitions) for seniors (70 and older) and children (under 17 or high school students)
*Free admission to masterpiece exhibitions on Children's Day (May 5), International Museum Day (May 18 or the following day if it falls on a Monday), Respect for the Aged Day (the third Monday of September), Kansai Culture Day, On-Matsuri Festival Owatari-shiki parade, and Setsubun (February 3)



Kyushu National Museum



4-7-2, Ishizaka, Dazaifu City, Fukuoka
Prefecture, 818-0118
Phone: +81-92-918-2807
<http://www.kyuhaku.com/>

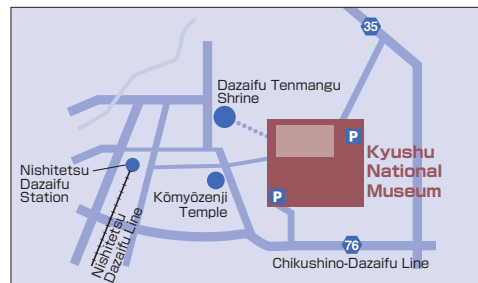
Visitor Information

Hours: 9:30-17:00 (Last admission at 16:30)
Closed on Mondays (except for National Holidays that fall on Mondays, in which case the museum is open on the holiday and closed the following Tuesday), and during the Year-end holidays

The Cultural Exchange Exhibition (Permanent Exhibition)

Admission: Adults: 430 (220) yen
University students: 130 (70) yen
*() indicate group prices (for paying visitors in groups of 20 or more)
*An additional charge is required for special exhibitions
*Free admission for individual with disability certificate and one caretaker
*Free admission to the Cultural Exchange Exhibition (permanent exhibition) for individuals 70 years or older, under 18 years old, or who are high school students and below
*Free admission to the Cultural Exchange Exhibition on International Museum Day (May 18 or the following day if it falls on Monday) and Respect for the Aged Day


Access



By rail: Nishitetsu rail line: From Nishitetsu Fukuoka (Tenjin) Station, take the Nishitetsu Tenjin Omuta Line to Nishitetsu Futsukaichi Station (approximately 13 minutes on the Limited Express, 17 minutes on an Express train), and transfer to the Nishitetsu Dazaifu Line (approximately 5 minutes) and get off at Nishitetsu Dazaifu Station. Approximately 10 minutes walk from Nishitetsu Dazaifu Station.
*Please note that no extra charge is required for taking the Limited Express or Express train.
Jr rail line: From JR Hakata Station, take the JR Kagoshima Chuo Line (approximately 15 minutes on the Rapid train) and get off at Jr Futsukaichi Station. To get to Nishitetsu Futsukaichi Station it is approximately 12 minutes. Walk or 5 minutes by bus. Take the Nishitetsu Dazaifu Line and get off at Nishitetsu Dazaifu Station.
By car: By Kyushu Expressway, approximately 20 minutes drive from either Dazaifu I.C. or Chikushino I.C. via Takao Intersection. By Fukuoka Urban Expressway, a approximately 20 minutes drive from Mizuki exit via Takao Intersection
By taxi: Approximately 15 minutes from JR Futsukaichi Station, or 30 minutes from Fukuoka Airport.
By Nishitetsu bus: From Hakata Bus Terminal (Bus Stop No. 11) take the bus to Dazaifu and get off at Nishitetsu Dazaifu Station (journey time is approximately 40 minutes). From the Station, it is approximately 10 minutes walk to the Museum.



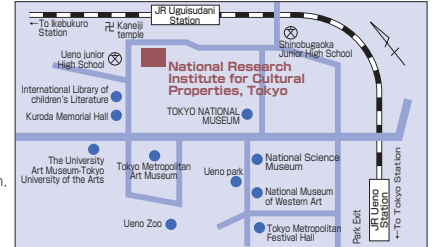
National Research Institute for Cultural Properties, Tokyo



13-43 Ueno Park, Taito-ku, Tokyo, 110-8713
 Phone: +81-3-3823-2241
<http://www.toubunken.go.jp/>

(JR Line) 10 min. from the South Exit of Uguisudani Station,
 15 min. from the Ueno Park Exit of Ueno Station
 (Ginza or Hibiya Tokyo Metro Line) 20 min. from Ueno Station
 (Chiyoda Tokyo Metro Line) 20 min. from Nezu Station
 (Keisei Line) 20 min. from Keisei Ueno Station

Access



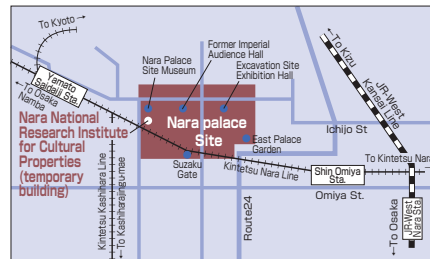
Nara National Research Institute for Cultural Properties



247-1 Saki-cho, Nara City, Nara Prefecture 630-8577
 Phone: +81-742-30-6733
<http://www.nabunken.go.jp/>

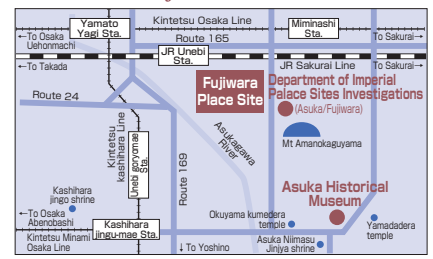
Access

Nara facilities



(Kintetsu Line) 10 min. from Yamato Saidaiji Station to the institute and the Nara Palace Site Museum
 (Nara Kotsu Bus from JR and Kintetsu Nara Stations) 3 min. from Nijocho stop to the Nara Palace Site Museum

Asuka and Fujiwara sites



(Kintetsu Line) 20 min by taxi from Yamato Yagi Station to the institute 20 min by taxi from Kashihara Jingu Mae Station to the Asuka Historical Museum
 From either Kintetsu Kashihara Jingu Mae Station or Kintetsu Asuka Station, take the Kame Bus and get off at the Asuka Historical Museum stop.
 From JR/Kintetsu Sakurai Station, take the Nara Kotsu Bus and get off at the Asuka Historical Museum stop.

Visitor Information

- **Nara Palace Site Museum**
 Hours: 9:00-16:30 (Admission free; last admission at 16:00)
 Closed: Mondays (except when National Holidays fall on Mondays, in which case the museum is open on the holiday and closed the following day instead) and over the New Year period
 Note: Free guided tours by volunteers available
 Phone: 0742-30-6753 (Collaboration Promotion Division)
- **Exhibition Room of Fujiwara Palace Site**
 Hours: 9:00-16:30 (Free admission)
 Closed: During the New Year period and exhibition renewal periods
 Phone: 0744-24-1122 Department of Imperial Palace Sites Investigations (Asuka and Fujiwara)

● Asuka Historical Museum

- Hours: 9:00-16:30 (Last admission at 16:00)
 Closed: Mondays (except when National Holidays fall on Mondays, in which case the museum is open on the holiday and closed the following day) and over the New Year period
 Admissions: Adults: 270 (170) yen
 University Students: 130 (60) yen
 ※ () indicate prices for those in groups of 20 or more
 ※ An additional charge is required for some special exhibitions
 ※ Persons with disabilities and one accompanying person are admitted free
 ※ Persons under 18 years, and school students (up to and including high school) are admitted free to regular exhibitions
 Note: Guides available (free of charge, reservations required)
 Phone: 0744-54-3561 Asuka Historical Museum

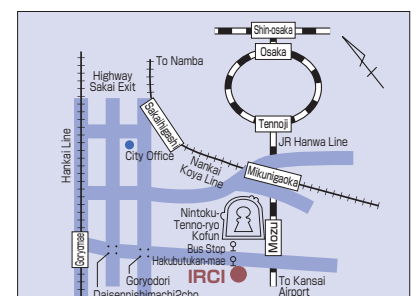


International Research Centre for Intangible Cultural Heritage in the Asia-Pacific Region (IRCI)



Sakai City Museum, 2 cho Mozusekiun-cho, Sakai-ku, Sakai City, Osaka 590-0802
 Phone: +81-72-275-8050
<http://www.irci.jp>

Access



● (JR Hanwa Line) 6 min. from Mozu Station
 (Nankai Bus) 4 min. from Sakaischi Hakuetsukanmae